

Ink Formulas



◆ Choose a formula for your screen printed transfers

Below is a list of our screen printed plastisol ink formulas. Each formula has a best use based on type and color of the garment. We use spot color vector art to print our screen printed transfers. Pricing is based on transfer type, number of colors, image size & quantity. See pages 8 & 10 for pricing of Easy Prints® and Easy Prints® Plus screen printed transfers.


 All formulas apply to cotton, polyester & cotton/poly blends!

STANDARD PLASTISOL TRANSFERS

Improved!  **Our Best Seller**

GOOF PROOF®

- More opaque coverage
- Best for athletic garments, pique & loosely woven fabrics
- Heavier, athletic feel
- Easiest and fastest to apply!



POLYTRANS


- Use with dark backing colors on multi-color orders
- Use when garment requires low heat application
- Heavier than Hot Split and smoother than Goof Proof®

 **Softest Feel**

HOT SPLIT

- Soft Hand
- Best for large, solid areas of ink
- Works best on cotton/poly blend garments

SPECIALTY PLASTISOL TRANSFERS



ELASTI PRINTS®


- Works on stretchy performance apparel and knits
- Applies at a low temperature
- Additional pricing applies



GLITTER


- Add sparkle to your design
- Small detail not recommended in art
- 5 glitter ink colors available
- Additional pricing applies

For more detailed product chart, visit our web site.



REFLECTIVE

- Reflects light for increased visibility
- Small detail not recommended
- Additional pricing applies

 **New!**

PUFF

- Raised ink for 3D look and feel
- Best with bolder images
- Best for fashion or casual wear
- Additional pricing applies

Puff Transfers
Create depth to your screen printed transfer order using black or white Puff. While other colors are smooth on the garment, Puff black or Puff white will create interesting texture giving the design a 3D effect.

Thin lines and small detail, including distressed art is not recommended when using the Puff ink formula.